

XPRESS IN FOCUS

MeritorPartsXpress eNewsletter

August 2024

Suspension Identification

In this month's edition of *Xpress In Focus*, we focus on one of our most popular [Xact Search](#) tools. The [Suspension Identification Selector](#) provides a quick and easy tool at your fingertips. Let's review:

- How to locate the tool
- How to use the tool
- What you can use the tool for

How to find our Xact Search Tool:

Firstly, navigate to the [MeritorPartsXpress](#) homepage. Select the [Xact Search](#) button (shown below).



SEARCH OPTIONS Expedite your search for more than 100,000 aftermarket products.

PRODUCT SEARCH

Enhanced search functionality by product line category

Product Search



VISUAL SEARCH

Interactive exploded parts views allow you to find the part information you need

Visual Search



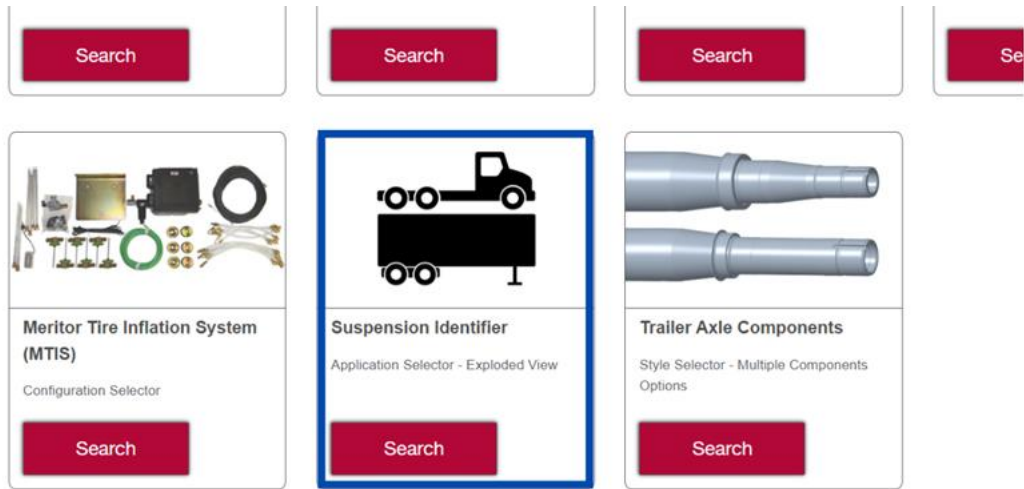
XACT SEARCH

Find the exact part you need with customized product criteria search tools

Xact Search



Next, scroll to view the [Suspension Identifier](#) button (shown below).



From here, chose the appropriate application for you or your customer.

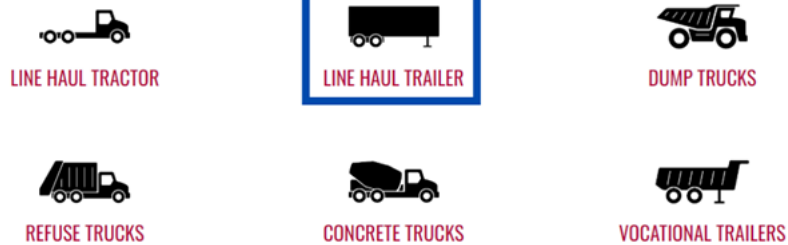
Example on how to use the tool:

As an example, I will search for a **Meritor Line Haul Suspension**.

Firstly, select the LINE HAUL TRAILER icon (shown below).

SUSPENSION IDENTIFICATION SELECTOR

Select your truck or trailer application



Now I would select the MERITOR picture (see below).

LINE HAUL TRAILER


Select your suspension for a detailed exploded parts view in Visual Search



HENDRICKSON:
INTRAAX



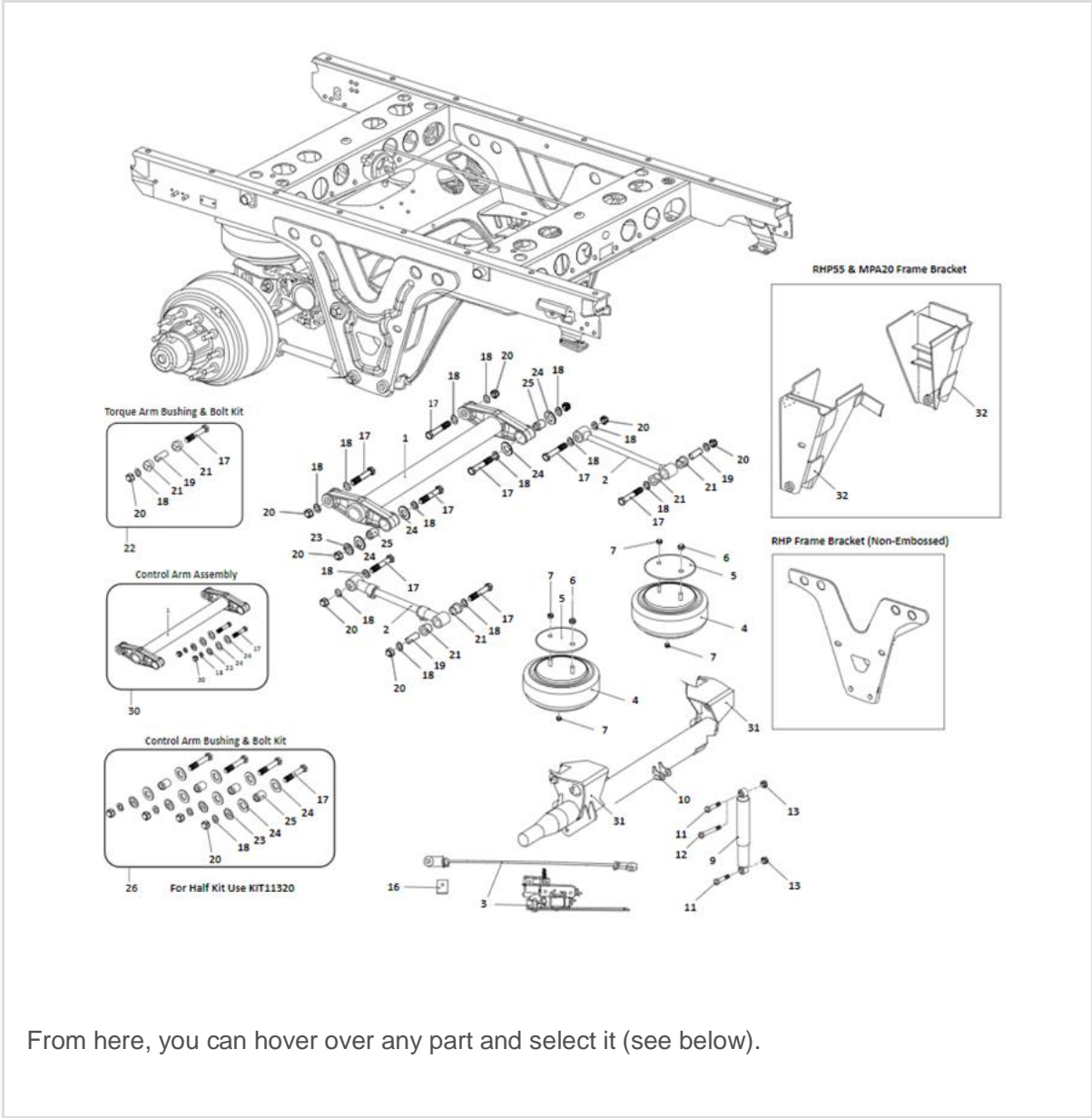
HUTCH:
H7700/9700



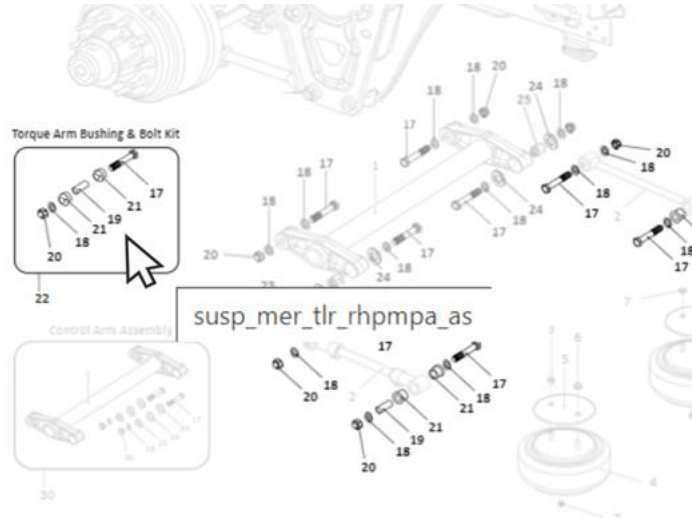
MERITOR:
RHP/MPA RIDEENTRY

Finally, you will see an exploded view for the brand and application you previously selected (see below).

As stated before, I used **Meritor Line Haul Suspension** as an example.



From here, you can hover over any part and select it (see below).



Once you select a group of parts, you will be able to see our stocking availability, locate dealer/distributor, and order *(depending on user permission settings)*.



Qty [Locate Dealer / Distributor](#) [Add to Requisition List](#) [Add to Compare](#) [Add to BOM Compare](#)

Click on part number to view additional information on transit time.

	Part Number	OEM Part	Description	Comments	Qty Per Tandem
<input checked="" type="checkbox"/>	KIT11102		TORQUE ARM BUSHING & BOLT KIT	INCLUDES KEY NOS. 17, 18, 19, 20 & 21	8
<input type="checkbox"/>	E-11770	KIT 11102	TORQUE ARM BUSHING & BOLT KIT	INCLUDES KEY NOS. 17,18,19,20 & 21	8

In conclusion, using the [Suspension Identifier](#) tool can be very useful for locating specific suspension part groups within your application.

Register for our FREE 2024 Brake Training:

We are thrilled to announce the return of our live, in-person training sessions, open to technicians nationwide. The 2024 Regional Training Event program will focus on maintenance and repair of heavy-duty breaks, including both cam and air disc brake

systems. These training events will be in 14 cities across the U.S.

We are dedicated to supporting the growth and efficiency of technicians across the country and hope you join us at an upcoming training session in your area. For further inquiries, please contact your District Sales Manager.

Register today using the red button below!

Thank you for reading this month's edition of *Xpress In Focus*. For more information, visit [MeritorPartsXpress.com!](https://MeritorPartsXpress.com)



Copyright © 2024 All rights reserved.

Our mailing address is:

Cummins Drivetrain and Braking Systems
7975 Dixie Highway
Florence, Kentucky 41042

